



## FEATURES

- Single-jet meter
- Compact brass body
- Union couplings
- Easy installation and maintenance
- Interfaces with many controls and displays

## APPLICATIONS

- Industrial control operations
- Low flow situations
- Clean water



## GENERAL INFORMATION

The SEB is a plated brass low flow meter suited for clean water. It is available in 1/2" and 3/4" thread, with union-type meter couplings for easy installation and service. This meter is ideal for flow rates between 0.2 and 18 GPM. The SEB has only one moving part, the propeller.

A 5-30 Vdc current sinking pulse output makes the SEB ideal for many industrial control applications. This signal interfaces easily with programmable logic controllers and computer input boards. SEB meters can also be used in conjunction with the Seametrics FT420 flow computer for reading flow rate and total flow, or AO55 for 4-20 mA output. For metering pump pacing applications, a standard PD10 pulse divider is recommended.

## SPECIFICATIONS\*

<b>Sensor</b>	GMR 5-30 Vdc current sinking pulse										
<b>Fittings</b>	1/2", 3/4" male NPT union couplings										
<b>Materials</b>	<table border="1"> <tbody> <tr> <td><b>Body</b></td> <td>Nickel-plated brass</td> </tr> <tr> <td><b>Rotor Chamber</b></td> <td>Brass</td> </tr> <tr> <td><b>Rotor</b></td> <td>Thermoplastic</td> </tr> <tr> <td><b>Shaft</b></td> <td>Tungsten carbide</td> </tr> <tr> <td><b>Bearings</b></td> <td>Water-cooled thermoplastic</td> </tr> </tbody> </table>	<b>Body</b>	Nickel-plated brass	<b>Rotor Chamber</b>	Brass	<b>Rotor</b>	Thermoplastic	<b>Shaft</b>	Tungsten carbide	<b>Bearings</b>	Water-cooled thermoplastic
<b>Body</b>	Nickel-plated brass										
<b>Rotor Chamber</b>	Brass										
<b>Rotor</b>	Thermoplastic										
<b>Shaft</b>	Tungsten carbide										
<b>Bearings</b>	Water-cooled thermoplastic										
<b>Maximum Temperature</b>	185° F (85° C)										
<b>Maximum Pressure</b>	175 psi (12 bar)										
<b>Cable</b>	#22 AWG 3-cond, 12' Maximum run 2,000' (610 m)										
<b>Flow Range</b>	1/2": 0.2 - 10 gallons per minute 3/4": 0.2 - 18 gallons per minute										
<b>Standard K-Factor</b>	1/2": 550 pulses per gallon 3/4": 330 pulses per gallon										
<b>Accuracy</b>	+/- 1% of full scale										
<b>Regulatory</b>	CE Mark										

\*Specifications subject to change. Please consult our website for the most current data ([www.seametrics.com](http://www.seametrics.com)).


## FEATURES

Hall-effect 12 Vdc signal interfaces with a variety of electronics

Removeable top contains electronics, isolated from fluid

Union ends with couplings  
Easy installation and service

Compact nickel-plated body

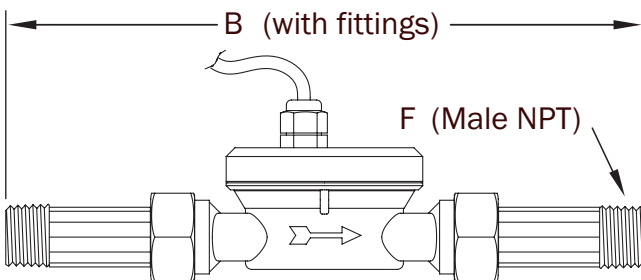
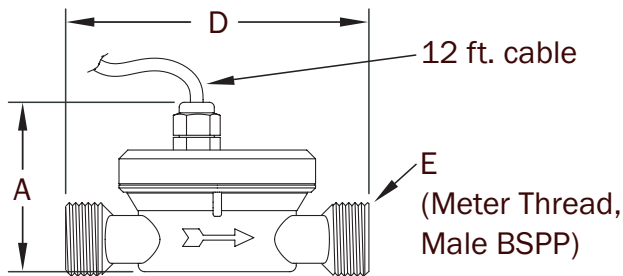


## INSTALLATION and MAINTENANCE

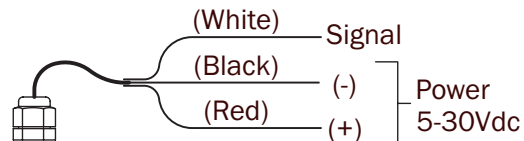
**Installation.** Single-jet meters like the SEB are somewhat insensitive to upstream and downstream flow conditions. For best results, however, upstream and downstream straight pipe of five pipe diameters is recommended.

**Maintenance.** The SEB's Hall-effect sensor and cap are field-replaceable.

## DIMENSIONS



## SENSOR CONNECTION



Dim.	1/2 Inch	3/4 Inch
A	2.5	2.5
B	9.2	10.4
C	2.8	2.8
D	4.35	5.1
E	3/4 in. BSPP	1 in. BSPP
F	1/2 NPT	3/4 NPT

## HOW TO ORDER

### MODEL

SEB

SEB

### SIZE

1/2" = -050

3/4" = -075

### ACCESSORIES

Remote rate and total display = FT420W    Pulse divider = PD10

4-20 mA output = AO55W

## CONTACT YOUR SUPPLIER